



# 2024 American National Riding Commission National Equitation Championships



**2023 Collegiate National Champion Team – Savannah College of Art & Design**

**March 26<sup>th</sup>- 30<sup>th</sup>, 2024**

**at Highfields Event Center**

**198 Gaston Road, Aiken, SC 29801**

# The ANRC National Equitation Championships

are a team & individual competition for college, junior, adult amateur, and ANRC alumni teams that join ANRC.

**No need to qualify!**

Everyone is welcome to join us for the ANRC Championship in 2024.

**Organizations may enter multiple teams in each division!!!**

Event Photography by Giana Terranova Photography





The American National Riding Commission (ANRC) is an affiliate of the United States Hunter Jumper Association (USHJA) and an educational partner of the United States Equestrian Federation (USEF). The primary goal of ANRC is to promote the American System of Forward Riding and to promote the highest quality of educated riding and related services within schools, colleges, universities, and public or private riding establishments. Each year ANR



ANRC competitive programs focus on developing excellence in riding skills, knowledge of riding theory, and the horse's performance. ANRC educational materials provide visual representations of good performances, as well as specific programs and schooling techniques for the rider to follow. The DVD series, *"The American System of Forward Riding: Life Lessons Learned with Horses"* was produced by R. Scot Evans and Shelby French to guide the rider through the American System of Forward Riding.

### ● **A Brief History**

Established in 2006, ANRC fosters the mission of the former Affiliated National Riding Commission, which existed as part of the American Alliance for Health, Physical Education, Recreation, and Dance (AAHPERD) for more than 60 years. ANRC's educational system is based on the teachings of **Captain Vladimir Littauer**, who came to the United States in the thirties and established a riding school and is author of the book *Common Sense Horsemanship*. His progressive forward riding system influenced many professional riders and trainers, including Jane Dillon, Paul Cronin, Joe Fargis, Lendon Gray, Pam Baker, and Bernie Traurig

## 2024 ANRC CHAMPIONSHIP GENERAL INFORMATION

### **Meet Director &**

**Show Secretary:** Justine Betzler – Lynchburg, VA

**Judges:** Dacia Funkhouser-Johnson – Monticello,  
FL  
& Amy Center – Tallahassee, FL

**Steward:** TBD

**Course Designer:** Rick Cram - Aiken, SC

**Official Scorers:** TBD/Student Volunteers

**Photographer:** Giana Terrenova Photography

**EMT:** Aiken Rescue EMS

**Veterinarian & Farrier:** To Be Determined.

Entry and stabling fees must accompany the entry form. The mailing of an entry constitutes acceptance of the rules and regulations. After your entry has been accepted, fees can only be refunded with a veterinarian's certificate or letter from a doctor stating inability to compete. Without this documentation all entry/stabling fees shall be forfeited. Stabling fees are not refundable.

**ANRC Membership: \$250 per college/high school/organization (may have multiple teams minimum of two riders and maximum of three riders per team.**

**\$150 per adult amateur/alumni team**

**\$125 one individual rider (no team)**

**Competitor Entry Fee: \$250 / rider**

**Feed/Tack Stall: \$275 / stall**

**Hay & Shavings: Available on site**

**ENTRIES CLOSE MARCH 12<sup>th</sup>, 2024**

**Entries should be mailed with check payment to:**

**ATT:JUSTINE BETZLER**

**409 WESTOVER BLVD**

**LYNCHBURG, VA**

**24501**

*Once entries are received and accepted additional information will be sent via email, including Program rides, arrival forms, hay and bedding orders, and braiding forms.*



**2023 Collegiate Novice Champion Team  
Savannah College of Art & Design**



# Tentative Schedule of Events

## Tuesday, March 26

### Optional Arrival Day - PM ONLY

12:00 p.m. to 5:00 p.m.

Registration - Show Office

Schooling as assigned

6:00p.m.

Coaches Meeting

## Wednesday, March 27

### Mandatory Arrival Day for All Teams & Individuals

8:00 a.m. – 12:00 p.m.

Registration – Show Office

8:00 a.m. to 6:00 p.m.

Schooling as assigned

6:30 p.m.

Coaches Meeting / Declare All Novice Teams

Written Test All Competitors followed by Welcome Dinner

## Thursday, March 28

7:30 a.m. – 2:30 p.m.

Schooling as assigned

7:00a.m.–7:30 a.m.

Collegiate Novice/Junior Novice/Adult Novice/Alumni Novice

Demonstration rides

7:45 a.m. – 3:00 p.m.

Collegiate /Junior /Adult /Alumni Novice Flat Phase

3:30 p.m. – 6:00 p.m.

Collegiate /Junior /Adult /Alumni Novice Derby Phase

6:30 p.m.

Coaches Meeting /Declare Collegiate and Junior National Teams

## Friday, March 29

7:00 a.m.

Collegiate/Junior/Adult/Alumni National Flat Phase Demonstrations

7:45 a.m. – 3:00 p.m.

Collegiate/Junior/Adult/Alumni National Flat Phases

3:30 p.m. – 5:30 p.m.

Collegiate/Junior/Adult/Alumni National Derby

7:00 p.m.

Awards Dinner

## Saturday, March 30

8:00 a.m. – 11:00 a.m.

Collegiate /Junior /Adult /Alumni Novice Medal Phase

11:30 p.m. -1:30 p.m.

Collegiate/Junior/Adult/Alumni National Medal Phase

2:00 p.m.

Mounted Overall Awards Ceremony – Medal Ring

**Note:** The schedule is subject to change due to inclement weather and/or number of entries. All coaches, teams and individuals will be notified immediately via phone and/or e-mail.

The championships are conducted for college, junior, adult amateur and ANRC alumni teams in the four phases outlined below. The highest score in each phase will be awarded to the rider and/or team who demonstrates excellence in equitation and produces a smooth, cooperative performance. The scores for each phase are added together to produce individual, team, and overall championship standings.

Participants may compete on a school-owned horse, a leased horse, or a privately-owned horse. The schedule provides for arrival of teams, assigned schooling in each competition area, four phases of judging, social events, and award recognition.

### **Written Phase (5% of total score)**

Each competitor takes a written test based on Forward Riding Theory from *Schooling and Riding the Sport Horse* by Paul Cronin: **Introduction and Part I: Position and Controls (pages 23-74)**, and **Horse Health and First Aid** from USHJA Study Guide.

### **Flat Phase (35% of total score)**

Each competitor performs a flat phase provided by ANRC composed of hunter seat equitation movements. The judges will give each rider a score on overall performance and equitation. Rides may not be called.

### **Equitation Derby Phase (30% of total score)**

Each competitor performs over a hunter trials-type course that consists of approximately 10–12 natural fences. The course may include ditches and banks over rolling terrain. The judges will give each rider a score of 1–100 based on equitation and overall performance.

### **Hunter Seat Equitation Medal Phase (30% of total score)**

Each competitor performs over a USEF Medal-type course that consists of approximately 8–10 fences with at least two changes of direction and one combination. The judge will give each rider a score of 1–100 based on equitation and overall performance.

**CHAMPIONSHIP TEAM DIVISIONS OFFERED:** (Each division is judged and scored as a separate championship)

**Collegiate:** Collegiate **National** Division 3' / Collegiate **Novice** Division 2'6"

**Junior:** Junior **National** Division 3' / Junior **Novice** Division 2'6"

**Adult Amateur:** Adult Amateur **National** Division 3' / Adult Amateur **Novice** Division 2'6"

**ANRC Alumni:** ANRC Alumni **National** Division 3' / ANRC Alumni **Novice** Division 2'6"

## **TEAMS:**

### **College or High School/Organization Team Membership**

A college or high school/organization can join ANRC by paying a membership fee of **\$250**. Each college or high school/organization member may field multiple teams in each division. For example: Shady Oak Farm Gold National or Novice Team; Shady Oak Farm Silver National or Novice Team. Each team can have a minimum of two riders or a maximum of three riders (in a team of three riders, the lowest score is dropped in each competition phase). If a college or high school/organization cannot field a team of two riders, they pay a membership fee of **\$125** for an individual entry. ANRC reserves the right to limit entries based on maximum capacity of host facility.

### **Adult Amateur or ANRC Alumni Team Membership**

An organization that enters an adult amateur team or an ANRC alumni team can join ANRC by paying a membership fee of **\$125** for each national or novice team and may field more than one team in each division under the organization's name. For example: Shady Oak Farm Gold National or Novice Team; Shady Oak Farm Silver National or Novice Team.

Each team can have a minimum of two riders or a maximum of three riders (when there is a team of three riders, the lowest score is dropped in each competition phase). If an organization cannot field a team of two riders, they pay a membership fee of **\$125** for an individual entry, or ask to be on a team with another organization. ANRC reserves the right to limit entries based on maximum capacity of host facility.



## ELIGIBILITY:

- A collegiate rider must be a full-time undergraduate student or part-time senior who has completed all requirements for graduation at the time of the Championships. The registrar must sign entries from each competing college.
- College students have four years of eligibility, not necessarily in succession.
- Riders who have completed college and competed in an ANRC National Championship are eligible to compete on an ANRC Alumni team.
- A junior rider must be enrolled in a high school or an equivalent education entity in grades 9-12.
- An entered adult amateur rider must be an amateur under USEF rules.
- The entered organization must be a current ANRC member.
- Riders are eligible to compete in the Novice Division if they have never completed in the National Division in any prior ANRC National Championships. A competitor who competed in the Novice Division in any prior ANRC National Championships and placed 1- 5 in the overall Novice Individual Standings for any two years is prohibited from entering the Novice Division, and is eligible to enter in the National Division. This rule will be retroactive to include the past two Championships in 2017 and 2018.

## PERFORMANCE EXPECTATIONS FOR HORSE AND RIDER:

In each mounted phase, competitors will be expected to demonstrate a strong intermediate level of riding. Competitors will be judged on their ability to demonstrate a secure, working position using intermediate control techniques. Soft, precise control is required at all gaits, transitions, and jumps. Performances should exemplify cooperation between horse and rider. Each phase should be performed on soft contact throughout.

The horse will be judged on quality of movement and performance. The horse should be relaxed, yet alert, and move forward with impulse. The horse should travel at even speeds; demonstrate connected, ground covering strides; accept the bit with the head and neck extended and mouth closed. The horse should not appear forced, over-flexed, or anxious. While jumping, the horse should maintain an even pace; jump out of stride; jump with a consistent arc; and fold evenly.



## GENERAL RULES AND REGULATIONS:

All competition rules are in effect upon the arrival of an entered college, organization, competitor, coach, or horse. Questions or disputes that arise, and are not addressed in the ANRC Championships Rules as posted on [www.anrc.org](http://www.anrc.org) will be the decision of the Steward(s). The Stewards may refer to the ANRC Championships Rules Committee (ANRC Director-at-Large, ANRC Chair, ANRC Co-Chair, ANRC Executive Secretary) for clarification regarding any dispute or infraction of the rules. Any infraction of the rules by a coach or competitor on the competition grounds could result in elimination. ***Neither the host of the Championships nor the ANRC will be responsible for any accident which may occur to or be caused by any person or animal at the show; neither will the riding teams or the stable be responsible. Each team will be responsible for the health and safety of its own members.***

### ● **Safety:**

All USEF Life and Senior Active members, as well as participants who have regular contact with minor athletes, are required to comply with the U.S. Center for Safe Sport training requirement to be eligible to participate in the competition. All participants must adhere to the U.S. Center for Safe Sport Code, USEF Safe Sport Policy, and the Minor Athlete Abuse Prevention Policies. More information available at [www.usef.org](http://www.usef.org).

### ● **Coaches:**

All teams must have a coach present during all schooling and competition sessions. If a team must attend without a coach, then it must bring an official document from its institution designating either a rider or an accompanying adult to act in the place of a coach as the responsible party for the team.

### ● **Coaches Meetings:**

There will be a minimum of one coaches meeting the day before each competition phase. Attendance for all coaches meetings is mandatory. The meeting will be conducted by the Meet Director, Steward; and an ANRC board member that is not representing a team. Any adjustments, technical corrections, additions, or the like, must be approved by a majority vote with the participating coaches present. No exceptions. The purpose of the meeting is to provide a forum to exchange information relevant to the competition facility; ask questions; review competition rules or protocol; resolve any issues that arise; meet with judges for clarification; declare teams.

### ● **Draw for Order of Go:**

A Steward shall perform an independent draw for each mounted phase prior to the championship. The team name of each organization competing will be drawn randomly to determine the organization's order of go. The draw is conducted for each mounted phase so teams are not likely to go in the same order in every phase. In the order of go, individual riders will compete before designated team riders.

### ● **Stabling:**

Stabling will be available on the grounds for all competitors with complete applications. Tack and feed stalls will be available on a limited basis. No initial bedding will be provided. Hay, shavings, and grain may be pre-ordered.

### ● **Health Protocol:**

All horses must have a negative Coggins test made within one year of the competition date and must be accompanied by documentation of equine influenza virus and equine herpes virus (flu/rhino) vaccinations within six months prior to the competition. No horse will be allowed on the competition grounds without this documentation.

### ● **Emergency Procedures:**

An ambulance or emergency service provider (EMT) will be present during scheduled schooling sessions and all competition phases. Emergency numbers will be posted.

### ● **Sharps Disposal:**

Boxes are provided at various locations in the stabling area.

### ● **Damages:**

All owners and exhibitors shall be held responsible for any damage incurred by them, their agents or employees to stalls, buildings and other properties on the show grounds, and shall be billed accordingly. This includes screw eyes, nails, or staples on stalls or dismantling of stalls.



## ● **Motorized Vehicles:**

Minors who do not have a valid driver's license which allows them to operate a motorized vehicle in the state in which they reside will not be permitted to operate a motorized vehicle of any kind, including, but not limited to, golf carts, motorcycles, scooters, or farm utility vehicles, on the competition grounds of licensed competitions. Minors who have a valid temporary license may operate the above described motorized vehicles as long as they are accompanied by an adult with

a valid driver's license. The parent(s), legal guardian(s), or individual who signs the entry blank as a parent or guardian of a minor operating a motorized vehicle in violation of this rule are solely responsible for any damages, claims, losses or actions resulting from that operation. Violations of this rule will be cause for sanctions against the parent(s), guardian(s) and/or trainer(s) who are responsible for the child committing the offense. Penalties may include exclusion of the child, parent(s), guardian(s), and/or trainer(s) from the competition grounds for the remainder of the competition and charges being filed against any of the above individuals in accordance with Chapter 6. Wheelchairs and other mobility assistance devices for individuals with disabilities are exempt from this rule.

## ● **Footing:**

- Hunter Ring 1: 150' x 300'
- Hunter Ring 2: 150' x 300'
- Grass Derby Field
- Jumper Ring: 500' x 500'

## ● **Schooling and Horses:**

- All riders must wear ASTM-approved headgear with secured harness at all times when mounted. Schooling or competing will not be allowed without properly secured headgear. Appropriate hunter show attire is required for competition. With coach's approval, riders may wear chaps and paddock boots when schooling.
- Schooling will normally be allowed in all three riding phases.
- An officially designated coach must be present with their team during all mounted schooling sessions and riding phases. If the organization does not send a coach with the team, then either a rider or someone accompanying the team must be designated in writing by an authorized agent of the organization to act as coach for the riders and assume the coach's responsibilities.
- Schooling times will be provided and scheduled on the two days prior to the competition by the Steward or Meet Director. Earlier schooling must be requested from the Meet Director prior to that date.
- Once the competition areas have been approved by the designated Stewards(s) and/or Meet Director, jumps may be adjusted during scheduled schooling, but no permanent alterations may be made to any part of the jumping courses, schooling areas or arenas.
- No schooling in a phase is allowed once that phase has started. Practice fences and a warm-up area meeting USEF specifications for hunter shows will be provided for each phase.
- Poling and rapping are prohibited.
- Only entered riders may ride entered horses on the grounds.
- Coaches, trainers, and others may not ride/school entered horses on the grounds.
- Entered horses must be declared at check-in. Another horse may be substituted if an entered horse is unable to compete. The back-up horse may not be schooled in the competition area until it has been declared. A back-up horse may not be substituted after the entered horse has competed in any phase.

## ● **During the Competition:**

- A written program will be provided at the competition. All entries will be listed in the program and will include the rider's organization that they are representing.
- Exhibitors' numbers will be provided at the competition and must be worn in such a way as to be clearly visible to the judges during the competition.
- No person will be allowed in the competition area during the time of judging, except riders and those with official duties to perform.
- Competitors may not hold official positions during the competition.
- Horses will have a mandatory trot area as part of the two jumping phases (Equitation Derby and Medal) to be evaluated for soundness by the judge(s). The decision of the judge(s) regarding soundness and/or fitness to compete shall be final. No veterinarian is required.

## REGULATIONS FOR TACK:

### ● Saddle

A hunter type saddle must be used in all phases.

### ● Bridle/Bit

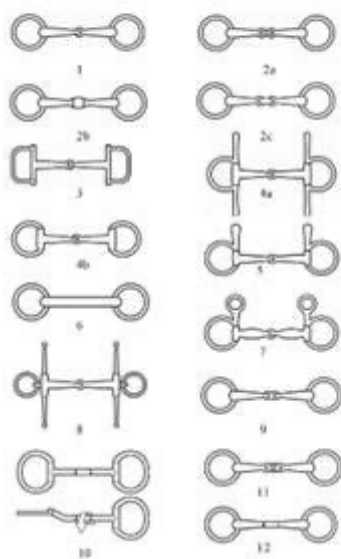
In the flat phase, a leather bridle with a snaffle is required (see USEF Rule Book, DR 26, with the exception of the Baucher labeled #7, which is prohibited). The following bits are prohibited in all phases: a single and/or double twisted wire, gag and elevator bits or any bit that has a similar action; abrasive nose-bands and any other equipment or a bit that the steward shall deem overly severe. The decision of the steward in this matter shall be final. All bits will be checked prior to each mounted phase of the competition.

**Figure 1**

**A. PERMITTED SNAFFLES\***

(Bits pictured and described below are required for all tests and classes at Second Level and below and optional in Third and Fourth Level Tests.)

(Refer also to Annex A posted on the USEF website for additional information on permitted and prohibited bits)



1. Ordinary snaffle with single - jointed mouthpiece.
2. (a, b, c) Double-jointed snaffles.
3. Racing snaffle (D-ring).
4. Snaffle.
  - a) with cheeks, with or without keepers.
  - b) without cheeks (Egg-butt).
5. Snaffle with upper or lower cheeks.
6. Unjointed snaffle (Mullen - mouth).
7. Snaffle with cheeks. (Hanging or drop cheek; Baucher). This may be a D-ring or other ordinary snaffle as pictured in Nos. 1-6.
8. Fulmer.
9. French snaffle.
10. Snaffle with rotating mouthpiece.
11. Snaffle with rotating middle piece.
12. Happy Mouth with roller.

### ● Crops

Crops and/or dressage whips over 30" in length are permitted ONLY during schooling. Crops 30" and under are permitted in all phases of the competition.

### ● Spurs

Blunted spurs are permitted in all phases and during schooling (Prince of Wales, hammerhead and/or impulse). Overly severe spurs are prohibited.

### ● Martingales

Standing martingales will be allowed in the derby and the medal phases only. Note that the judges may penalize an excessively tight martingale. Martingales are not permitted in the flat phase.

### ● Boots

Boots and exercise bandages will be allowed in all riding phases and may be worn during the schooling of any phase.

### Prohibited Equipment (for ALL phases and schooling areas)

Side reins, draw reins, chambons, German martingales, biting rigs, dropped nosebands, figure eight nosebands, flashes, abrasive nosebands, tack nosebands, hoods, blinkers, hackamores, running martingales, rowel spurs and/or any equipment that is considered overly severe.



## ● Rider Appointments:

- Hunting attire or hunter horse show attire must be worn for all mounted phases.
- Shadbellies are permissible in the Equitation Derby Phase.
- All riders must wear ASTM approved protective headgear with secured harness at all times when mounted.
- Boots and breeches, or chaps and riding boots when schooling, must be worn at all times when mounted.
- Blunted spurs (Prince of Wales or Hammerhead or Impuls) and/or a crop less than 30” long may be used in all phases of the competition.



**2023 Individual Collegiate National Champion - Celia Cram  
Savannah College of Art & Design**



**2023 Individual Collegiate Novice Champion – Rachel Chard  
Sweet Briar College**

## OVERALL SCORING:

- The top two scores in each phase are used to determine the overall team score.
- Ties for Overall Team Champion or Reserve Champion will be broken by taking the highest team score in the Derby Phase. If there is still a tie, it is broken by taking the highest team score in the Flat Phase. The judges will break any tie thereafter.
- Ties for Overall Individual Champion or Reserve Champion will be broken in the same manner as for Overall Team Champion or Reserve Champion by using the highest individual score in the Derby Phase. If there is still a tie, it is broken by using the highest score in the Flat Phase. The judges will break any tie thereafter.
- Ties for team placings in each phase will be broken by using the highest individual scores of the two team members from each team that are tied. If the teams are still tied, ties would be broken as follows:
  - o Flat Phase: use the highest raw score given by the designated tie-breaker judge for that phase.
  - o Written Test Phase: use the score from the tie-breaker questions. If a tie still remains, the team with the highest total score on the flat phase will be granted the higher written test placing.
  - o Derby Phase: use the highest score from the designated tie-breaker judge for that phase.
  - o Medal Phase: broken by agreement of the judges.
- The top two scores in each phase are used to determine the overall team score



**Kayleigh Wyatt - 2023 Junior National Individual Champion  
St.Timothy's School**




## ● Special Awards and Recognition:

### ANRC Marion Lee Sportsmanship Award:

The ANRC Board of Directors will present the Marion Lee Sportsmanship Award to a competitor at the ANRC National Equitation Championships that best represents the spirit of competition in all phases of the championship, and demonstrates outstanding horsemanship and sportsmanship. An ANRC Board member or an official coach may nominate a competitor at any time during the competition, but no later than the conclusion of the final mounted phase. A designated committee consisting of at least three ANRC board members will determine the recipient of the award based on feedback received from coaches, stewards and judges. The winner will be announced at the ANRC National Championships awards ceremony.

**Marion Lee** has been a dedicated proponent of ANRC for decades and continues to serve ANRC as an emeritus member. This award is given in honor of her notable accomplishments and her loyalty and commitment to the advancement of forward riding.

### Recognition for Performance:



### ANRC Level I Rider Certification

Riders in the Novice Division are eligible to receive an **ANRC Level I Proficiency Program Certificate** for the skills they have demonstrated in each phase of the ANRC National Championship. To earn this recognition, a novice division competitor must receive a score of **80% or higher** in each championship phase. Recipients will have their names listed on the ANRC website noting this accomplishment and they will also be eligible to apply for a **Vladimir S. Littauer Continuing Education Grant**.

### ANRC Level II Rider Certification

Riders in the National Division are eligible to receive an **ANRC Level II Proficiency Program Certificate** for the skills they have demonstrated in each phase of the ANRC National Championship. To earn this recognition, a national division competitor must receive a score of **80% or higher** in each championship phase. Recipients will have their names listed on the ANRC website noting this accomplishment and they will also be eligible to apply for a **Vladimir S. Littauer Continuing Education Grant**.

Complete information regarding the **ANRC Forward Riding Proficiency Program** and the **Vladimir S. Littauer Continuing Education Grants** can be found at <http://anrc.org/anrc-forward-riding-proficiency-program-continuing-education-grant-opportunities/>



**Lainie Rubin – Junior Novice Individual Champion  
Tally Ho Equestrian**



**Junior National Champion Team – St. Timothy's School – White Team**



**Junior Novice Champion Team – Tally Ho Equestrian**

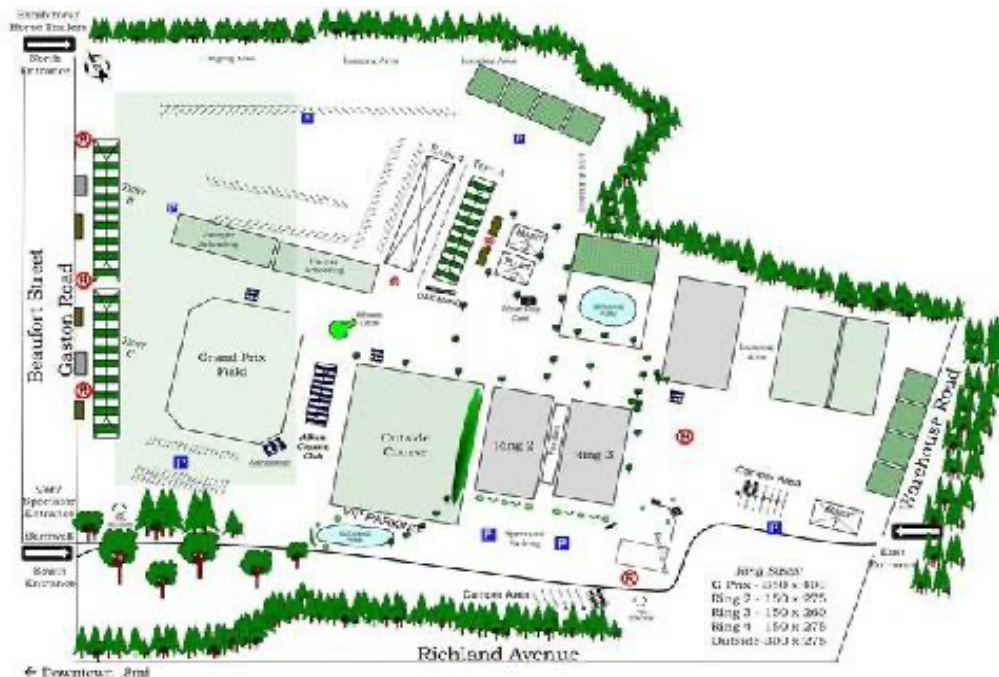


## **DIRECTIONS TO HIGHFIELDS**

**North Entrance for barns 2-4 - 198 Gaston Street NE, Aiken, SC 29801 (physical address)**

**South Entrance for office, main barn and barn 1 - 118 Gaston Street NE, Aiken, SC 29801 (physical address)**

Nearest Hospital • 4.7 miles Aiken Regional  
302 University Parkway  
Aiken, SC 29801  
803-641-5000



### **Aiken Contributing Hotels**

Days Inn  
Holiday Inn Express & Suites  
Hilton Garden Inn\*\*  
Howard Johnson  
Quality Inn  
Townplace Suites  
Hampton Inn\*\*  
Clarion  
Econolodge  
Sleep Inn  
Country Inn & Suites  
The Wilcox Rose Hill

**\*\*A block of rooms at a special rate will be held at the Hilton Garden Inn and the Hampton Inn. The rooms should be held under the name "ANRC" \*\***



**ANRC Collegiate/Alumni National Flat Phase**

<b>No.</b>	<b>Letter</b>	<b>Movement</b>	<b>Score</b>	<b>Comments</b>
1	A	Enter down center line working trot rising		
2	C	Track left and begin four loop serpentine		
3	X	Halt, back 4 steps, trot forward		
4	X-A	Finish last 2 loops of the serpentine, tracking right at A		
5	K-X-M	Lengthen stride at the trot, M working trot		
6	H-E-K	Leave track early to take trot fence		
7	A F - B	Walk Lengthen the walk		
8	B X	Turn left on the line B-X-E Right lead canter, turn right at E		
9	C	Circle		
10	M	Walk		
11	B	Counter-canter (left lead)		
12	K E	Working trot rising Slow trot sitting, Half -circle in reverse		
13	E	Counter-canter (right lead)		
14	B	Simple change of lead, left lead canter at B		
15	C K	Lengthen the canter Ordinary Canter		
16	F-X-H	Change direction over the jump, simple or flying change of leads if necessary		
17	B F	Working trot rising Walk		
18	A	Half-turn on the haunches in the walk		
19	F M E - K	Working trot rising Gradually go to loose reins Re-establish contact		

20	A X X - G G	Turn down center line Halt, proceed at the walk Walk Walk; gradually go to loose reins, exit arena		
21		Position of Rider	x 1	
22		Effective and Efficient use of aids	x 1	
23		Contact and Impulse	x 1	
24		Quality of Performance	x 1	
25		Stabilization of horse*	x 1	
<b>Total Score:</b>				

This ride is to be ridden on contact\* Stabilization of the horse is achieved when the horse's performance and overall presence is calm, cooperative, balanced, and appears independent of the rider's aids.

**Scoring:**

10 Outstanding 3-4 Insufficient Penalties: 1st = 3 pts 8-9 Very Good 1-2 Bad 2nd = 6 pts 5-7 Satisfactory 0 Not Performed  
3rd = Elimination

**Elimination:** Fall of horse or rider or failure to enter ring within 60 seconds of bell

**ANRC Collegiate/Alumni Novice Flat Phase**

No.	Letter	Movement	Score	Comments
1	A C	Enter ordinary trot rising Track right		
2	M B	Slow sitting trot Perform half-circle in reverse		
3	B	Halt for 5 seconds; proceed ordinary trot rising		
4	C	Serpentine of four loops, track right at A		
5	K-X-M M	Lengthen stride at the trot Ordinary trot		
6	C H-E-K	Leave track early to approach trotting fence; Take trotting fence (simple change through the trot or flying change acceptable but not required)		
7	A	Walk		
8	F	Canter on left lead		
9	H-X-F	Change direction over single jump, change leads if necessary; simple change through trot or flying change		
10	H	Walk		
11	C	Halt; Half turn on the forehand; walk		
2	H	Counter Canter (right lead)		
13	B	Simple change of lead, left lead canter at B		
14	C A	Gallop Ordinary canter		
15	B B-M-C C-H	Ordinary Trot Gradually go to loose reins Establish contact		
16	E	Halt; Back four steps; proceed at the walk		
17	K A G	Ordinary trot rising A turn down centerline Walk and leave arena on loose reins		
18		Position of the rider	_____ x 2	
19		Effective and Efficient use of aids	_____ x 2	



20		Contact and Impulse	_____ x 2	
21		Quality of Performance	_____ x 1	
22		Stabilization of Horse*	_____ x 1	
<b>Total Score:</b>				

**This ride is to be ridden on contact\* Stabilization of the horse is achieved when the horse's performance and overall presence is calm, cooperative, balanced, and appears independent of the rider's aids.**

**Scoring:**

**10 Outstanding 3-4 Insufficient Penalties: 1st = 3 pts 8-9 Very Good 1-2 Bad 2nd = 6 pts 5-7 Satisfactory 0 Not Performed 3rd = Elimination**

**Elimination: Fall of horse or rider or failure to enter ring within 60 seconds of bell**

## ANRC Junior/Adult National Flat Phase

No.	Letter	Movement	Score	Comments
1	<b>A</b> <b>C</b>	Enter ordinary trot rising Track right		
2	<b>B-F</b>	Slow sitting trot		
3	<b>F</b>	Perform a half circle and return to B		
4	<b>M</b>	Halt 5 seconds, proceed ordinary trot rising		
5	<b>C</b>	Serpentine of four loops, tracking right at A		
6	<b>K-X</b> <b>M</b>	Lengthen the trot Ordinary trot		
7	<b>C</b> <b>H-E-K</b>	Leave track early to approach trotting fence Take trotting fence (simple change or flying change acceptable but not required)		
8	<b>A</b>	Walk		
9	<b>F</b>	Canter on left lead		
10	<b>H-X-F</b>	Change direction over single jump, change leads if necessary; simple change through trot or flying change		
11	<b>E</b>	Circle		
12	<b>H</b>	Walk		
13	<b>C</b>	Halt; half turn on the forehand; continue at the walk		
14	<b>H</b>	Ordinary trot rising		
15	<b>A</b>	Turn down center line; X walk; proceed to C and leave arena on long reins		
14		Position of Rider	<u>x 2</u>	
15		Effective & Efficient Use of Aids	<u>x 2</u>	
16		Contact / Impulse	<u>x 2</u>	
17		Quality of Performance	<u>x 2</u>	

18		Stabilization of Horse	x 2	
<b><u>Total Score:</u></b>				

**This ride is to be ridden on contact\*** Stabilization of the horse is achieved when the horse's performance and overall presence is calm, cooperative, balanced, and appears independent of the rider's aids.

**Scoring:**

10 Outstanding 3-4 Insufficient **Penalties:** 1st = 3 pts 8-9 Very Good 1-2 Bad 2nd = 6 pts 5-7 Satisfactory 0 Not Performed 3rd = Elimination

**Elimination: Fall of horse or rider or failure to enter ring within 60 seconds of bell**

### ANRC Junior/Adult Novice Flat Phase

No.	Letter	Movement	Score	Comments
1	<b>A</b> <b>C</b>	Enter ordinary trot rising Track right		
2	<b>C</b>	Begin serpentine of 3 loops tracking right at A		
3	<b>K-X-M</b>	Demonstrate a strong trot rising		
4	<b>M</b>	Ordinary trot rising		
5	<b>C</b> <b>H-E-K</b>	Leave track early to approach trotting fence; Take trotting fence		
6	<b>A</b>	Ordinary Trot Rising		
7	<b>B</b>	Halt 5 seconds proceed at the walk		
8	<b>M</b>	Left lead canter		
9	<b>C</b>	Large circle passing through X		
10	<b>H-X-F</b>	Change direction over jump; if necessary, change leads with a simple change or flying change of lead		
11	<b>K-X-M</b>	Change direction; simple change of lead at X		
12	<b>H</b>	Ordinary trot rising		
13	<b>E</b> <b>B</b>	Turn left; X halt and back 2-3 steps; proceed at ordinary trot rising Turn right		
14	<b>A</b>	Turn down center line		
15	<b>X</b>	Walk; proceed to C and leave arena on long reins		
16		Position of Rider	x 2	
17		Effective and Efficient Use of the Aids	x 2	
18		Contact / Impulse	x 2	
19		Quality of Performance	x 2	



20		Stabilization of Horse	x 2	
<b>Total Score:</b>				

**This ride is to be ridden on light contact** \* Stabilization of the horse is achieved when the horse's performance and overall presence is calm, cooperative, balanced, and appears independent of the rider's aids.

**Scoring:**

10 Outstanding 3-4 Insufficient Penalties 1st = 3 pts

8-9 Very Good 1-2 Bad 2nd = 6 pts 5-7 Satisfactory 0 Not Performed 3rd = Elimination

**Elimination: Fall of horse or rider or failure to enter ring within 60 seconds of bell**